本册内容为一般信息介绍资料，我们保留修订更新产品技术规格的权利。本册内容中的任何部分内容，无论其字面意义或含义，对任何产品及任何客户或任何目的，均不构成任何陈述、保证、条件、条款、义务或责任。本册内容中的图片、产品参数、规格等仅供参考，以实际为准。

DAZEN 达正科技 | 苏州达正机电科技有限公司
Suzhou Dazen Electromechanical Technology Co., Ltd.

江苏省苏州市工业园区唯华路6号1幢702室
#1-702, Jinsha Guangchang, No.6 Weihua Road, Suzhou Industrial Park, Suzhou, Jiangsu, China

电话(Tel)：86-512-67604536
传真(Fax)：86-512-67604536
Http://www.dazenelevator.com
E-mail：info@dazenelevator.com

2017年4月-1版 2017年4月印刷 Printed in April, 2017

扫描二维码
关注达正科技官网

DAZEN
达正科技

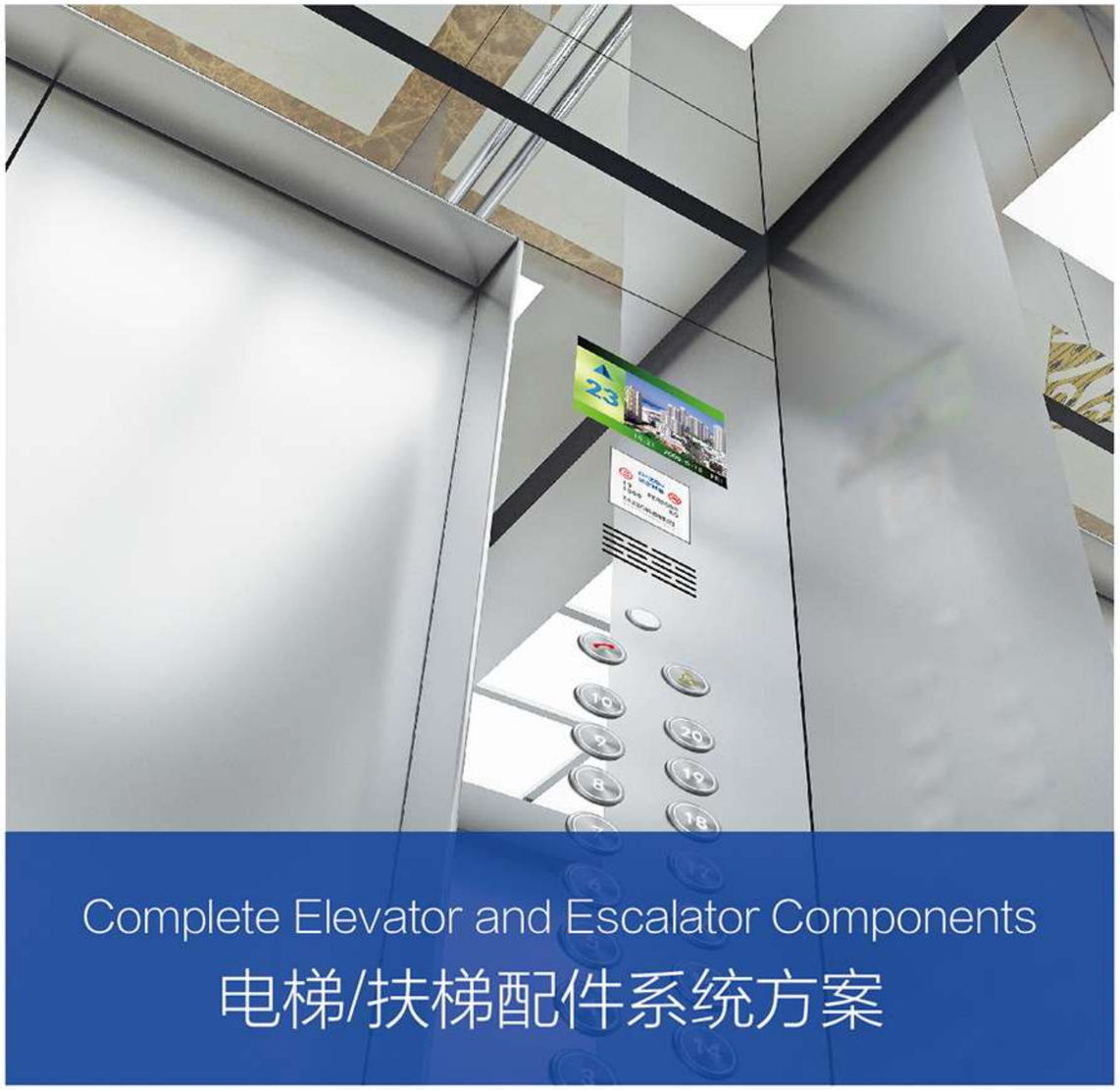

Complete Elevator and Escalator Components
电梯/扶梯配件系统方案

苏州达正机电科技有限公司
Suzhou Dazen Electromechanical Technology Co., Ltd.

公司简介
Company Profile

苏州达正机电科技有限公司一家基于电梯工厂成立的电梯系统及零部件一体化方案解决供应商。

公司电梯生产合作伙伴拥有来自 Otis, Kone 的强大技术团队及6m/s的高速电梯试验塔，电梯年产量达5000台。因此，我们不仅仅能提供高性能的电梯及配套部件，也为电梯及部件的安全保驾护航。

强大的生产体系及技术团队使得我们建立了完善的产品系统，公司产品涵盖乘客电梯、别墅电梯、货物电梯、医用电梯、观光电梯、自动扶梯、自动人行道及其配套部件。我们将质量管理当作企业的立足之本，各类产品均通过了ISO9001-2000、ISO14000、CE等国内及国际标准。强大的全球服务与安装网络，使我们业务范畴已扩张到自欧洲、中东、南美、东南亚等地区，完成诸多国内外项目。

达正科技致力于成为全球最优秀的电梯系统及部件一体化方案解决供应商，并为客户提供强大的技术支持及市场向导，携手共创未来。

Suzhou Dazen Electromechanical Technology Co., Ltd. was established base on elevator manufacture, who is Elevator and elevator parts full solution provider.

We own stronger research and technical team from Otis, Kone also manufacture with 6m/s high speed testing tower and more than 5000set elevator production capacity, make us not only able to provide high competitive elevator and parts, but also provide the most strength protection for elevator safety.

Powerfull production system and technical team makes us build completely product series which include Passenger elevator, Home elevator, Cargo elevator, Hosipital elevator, Glass Elevator, Escalator and all kinds of Elevator components. We take quality management as the foundation of the enterprise, Our product are Qualified with ISO9001-2000, ISO14000, CE certification ec. Powerful service internet and install team makes us build relationship with customer come from European, Middle East, South American, South East Asia. And also we finished lots of project both in domestic and overseas.

Our mission is not only focus on to be the best elevator solution provider, also willing to be the best technical support provider and marketing guide, create future together hand by hand with customer.

CATALOGUE 目录


05 门系统 Door System


21 扶梯配件 Escalator Spare Parts

11 控制系统 Elevator Controller

25 其他配件 Spare Parts

15 曳引机系列 Traction Machine

37 电梯改造 Elevator Modernization

18 安全部件 Safety Parts

38 扶梯/人行道改造 Escalator/ Moving walk Modernization

EXCELLENT QUALITY
卓 越 品 质

DAZEN
达正科技

全面领先，为客户创造更多价值
Comprehensive Leading, Create More Value for Customers

达正科技在电扶梯整梯及部件制造领域积累了丰富的经验，从生产制造、技术实力到产品品质上均有行业领先的优势。达正科技始终以客户为先，通过提供高效、创新的解决方案和完善的一站式服务，为客户创造更多价值。

Dazen Elevator has been accumulated Rich Experience in the field of elevator and escalators parts manufacturing, technical strength to product quality are the industry's leading edge. Dazen always take customer first, through the provision of efficient, innovative solutions and perfect one-stop service to create more value for customers.

规模化生产制造

先进的设备是产品品质和效率的保证。达正科技在生产设备上不断加大资金投入，引进世界一流的生产设备，不断优化制造工艺和生产流程，实现了从电扶梯部件到各类系统加工再到整机装配的规模化的一站式生产制造。

Massive Production

Advanced equipment is the guarantee of product quality and efficiency. Dazen Elevator continue to increase capital investment on advanced production equipment, import the world-class production equipment, constantly optimize the manufacturing process and production process, from the implementation of elevator and escalator system components to various types of processing to the whole assembly of large-scale one-stop production.

合作伙伴
Cooperation Partner

KONE

Schindler

OTIS

MITSUBISHI ELECTRIC

ThyssenKrupp

顶尖的技术团队

达正科技拥有一支来自 Kone, Otis 的高级工程师，专业技术研发人员组成的产品设计研发团队，技术力量雄厚。可针对客户需求进行定制化设计，为客户提供更合适的解决方案。

Advanced Technical Team

Dazen Elevator owns technology R&D Center which has a team of who work in Otis and Kone Before with the advanced professional and strong technical force. And we continue to increase investment in research, commitment to product innovation, continuous self-improvement, pursue progress and a high standard of design, being always in a leading position in the industry.

强大的质量保障

达正科技引进大量高精密设备，建立了高标准质量控制体系和检测体系；并通过严格的质量监管流程，在每一个环节都对产品品质高度负责，核心部件全部拥有CE认证，保证出厂产品100%合格。

Strong Quality Assurance

Dazen Invest a lot of high-precision equipment, establish high standards of quality control system and testing system; highly responsible for product quality in every link through strict quality control procedures ,and all core parts with CE Certification to ensure that products 100 percent qualified.

DSE Type 中分两扇厅门

Two Panels Centre Opening Landing Door

产品尺寸 Products Measurement

PL	GM	GW	AS1	AS2	AS4	A
700	1390	1450	400		120	295
800	1660	1650	500		220	380
900	1890	1850	600		110	445
1000	1990	2050	700	425	205	
1100	2240	2250	800	475	55	520
1200	2340	2450	900	525	190	
1300	2590	2650	1000	575	260	595

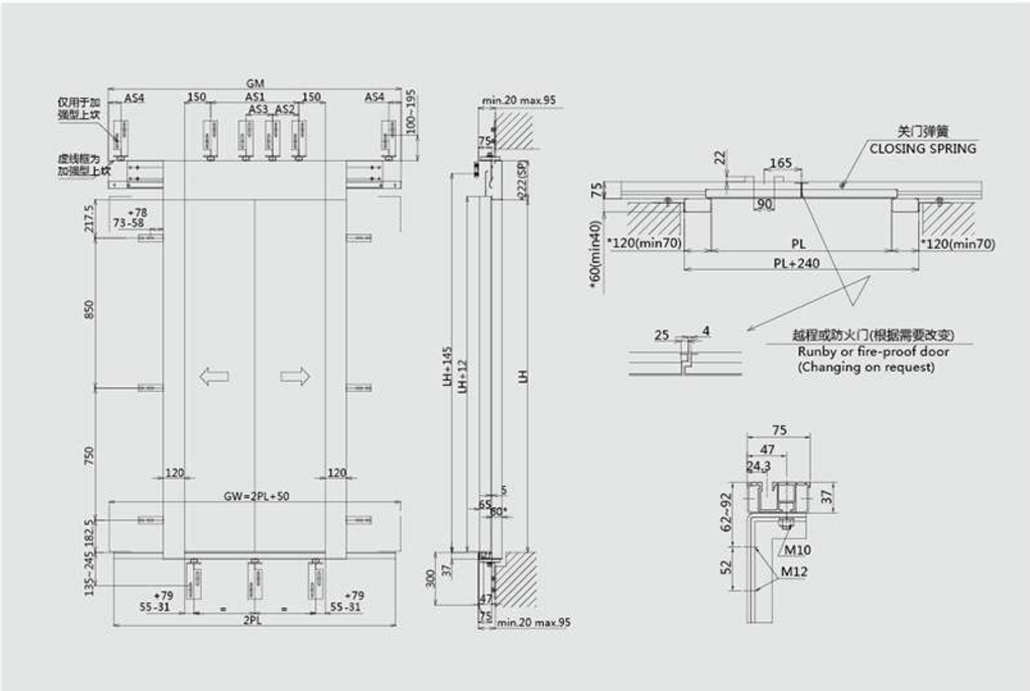

DSE ECO Type 中分两扇轿门

Two Panels Centre Opening Car Door

产品尺寸 Products Measurement

PL	C	GW	GM	标准上坎 Standard Hangers
				P
700	250	1450	1390	1390
800	200	1650	1660	1540
900		1850	1840	1740
1000		2050	1990	
1100	275	2250	2090	1930
1200		2450	2440	2090



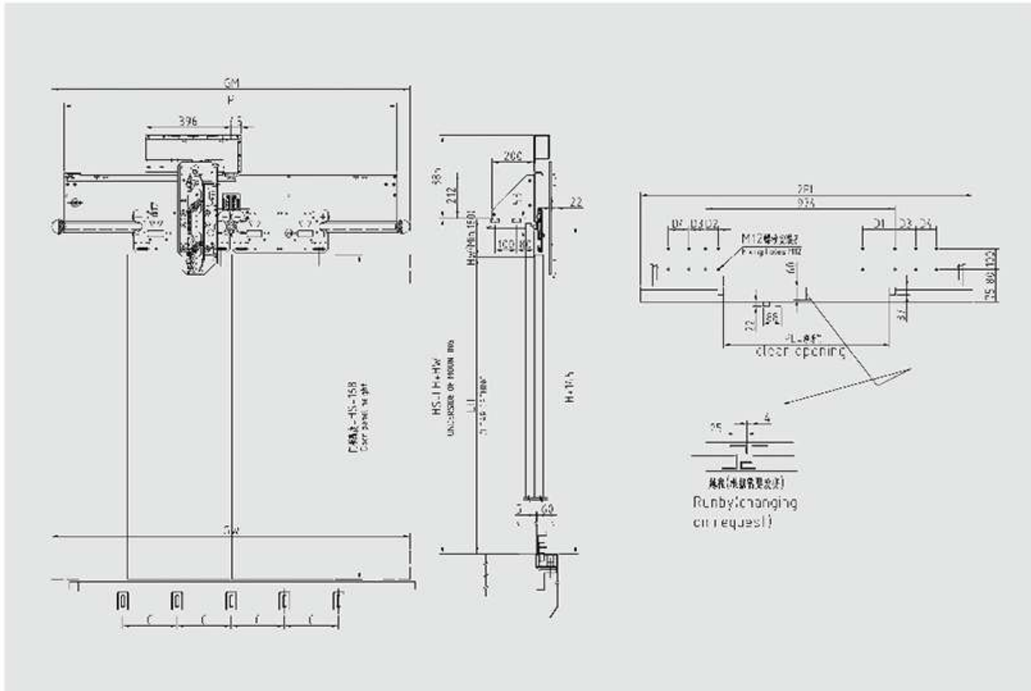

DFE Type 中分两扇厅门

Two Panels Centre Opening Landing Door

产品尺寸 Products Measurement

PL	C	B
700	1500	270
800	1700	320
900	1900	370
1000	2100	420
1100	2300	470
1200	2500	520

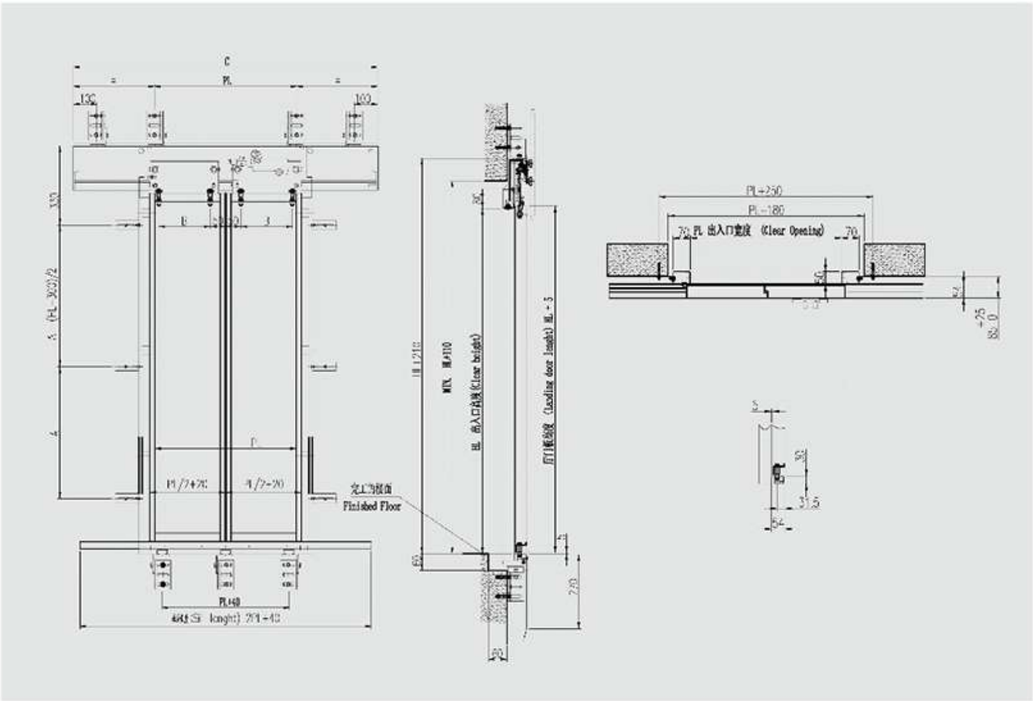

DFE VVVF Type 中分两扇轿门

Two Panels Centre Opening Car Door

产品尺寸 Products Measurement

PL	A	B	D	O	N
700	785	270	1470	1400	2
800	785	320	1670	1500	2
900	885	370	1870	1600	2
1000	885	420	2070	1700	3
1100	885	470	2270	1800	3
1200	885	520	2470	1900	3

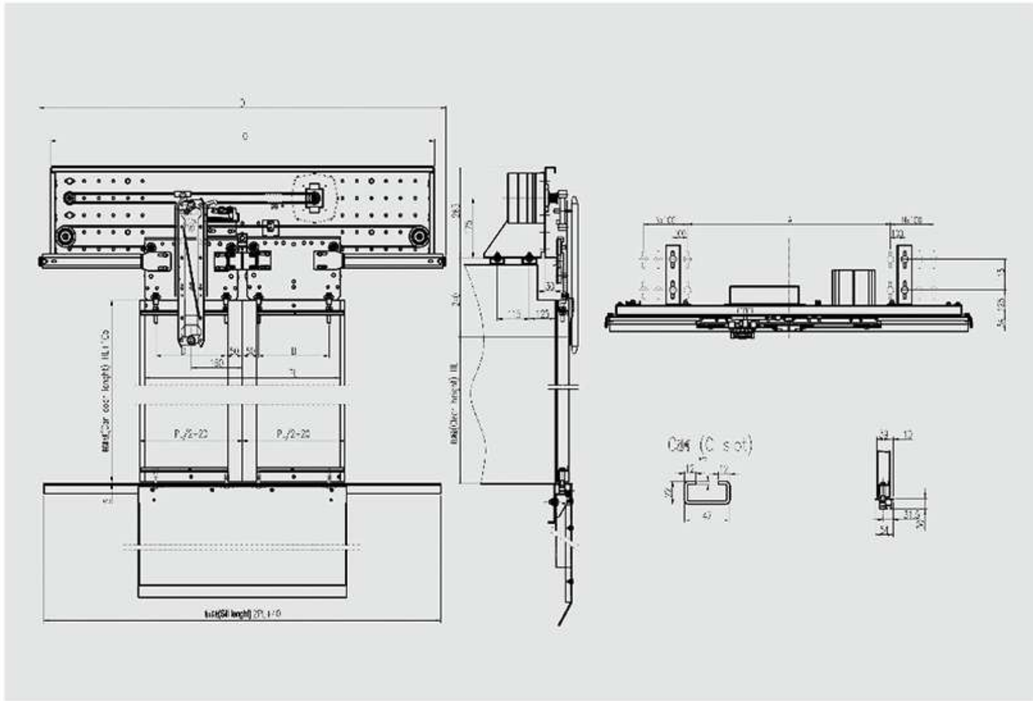

MITSUBISHI Type 中分两扇厅门

Two Panels Centre Opening Landing Door

产品尺寸 Products Measurement

JJ	700	800	900	1000	1100	1200
A1	1440	1640	1840	2040	2240	2440
B1	225	275	325	375	425	475

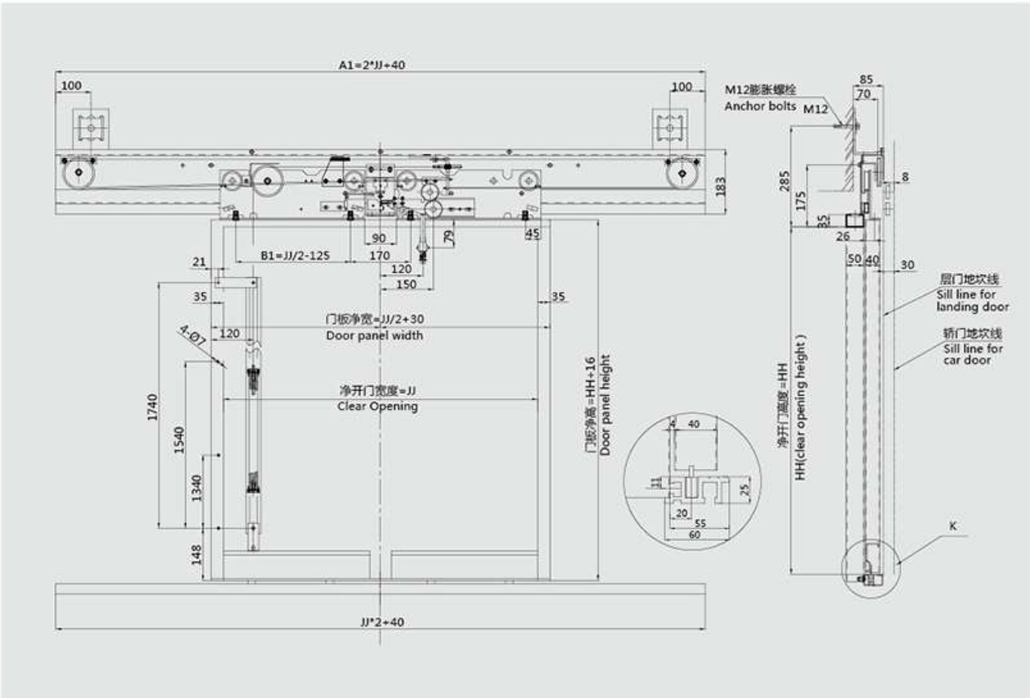

MITSUBISHI Type 中分两扇轿门

Two Panels Centre Opening Car Door

产品尺寸 Products Measurement

JJ	700	800	900	1000	1100	1200
L	1460	1660	1860	2060	2260	2460
B1	225	275	325	375	425	475



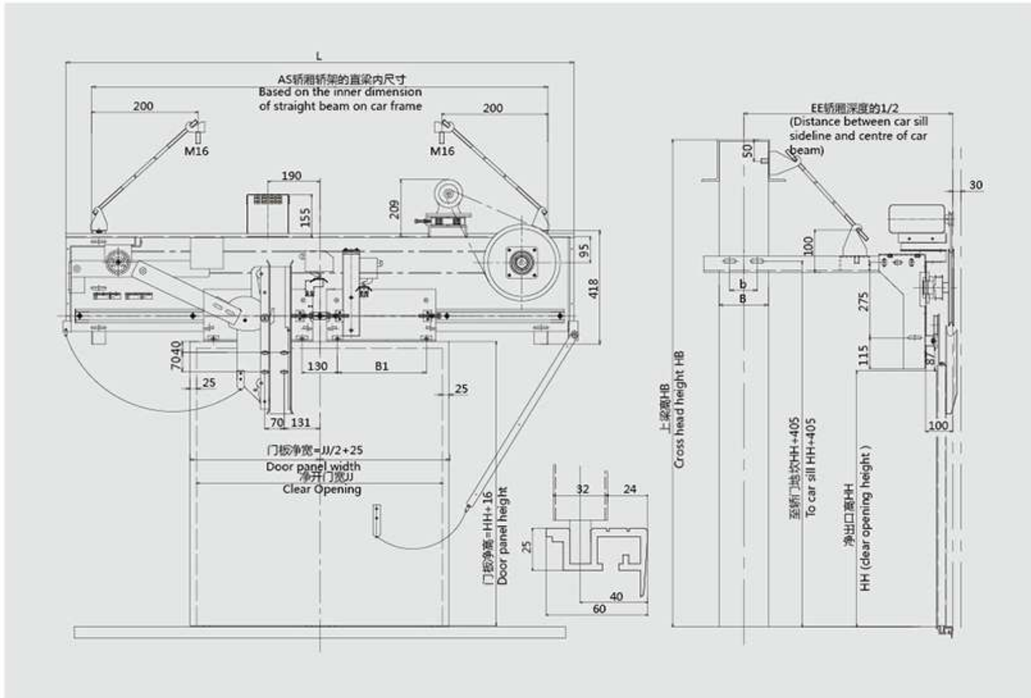

Monarch 控制柜

Monarch Elevator Controller

产品 Products

NICE-L-A/B-40 15

NICE series integrated elevator controller

Mark	Controller Type
L	Specialized for elevators

Mark	Motor Type
A	Asynchronous motor
B	Synchronous motor

Mark	Voltage Class
20	Single-phase/ Three-phase 220V
40	Three-phase 380V

Mark	Power Class
02	2.2kW
03	3.7kW
...	...
30	30kW
45	45kW

NICE3000 RATINGS

380/400/415V, 3Phase Ratings(-15% to 20%:3ΦPh, 323Vac to 456Vac)

Model Code	Frame	Input Current (A)	Output Current (A)	Typical Motor (kW)	Dimension			Braking Resistor			Braking Unit
		3ΦPh	3ΦPh		Height (H)	Width (W)	Depth (D)	Max resistor (Ω)	Min resistor (Ω)	Power of braking resistor (W)	
NICE-L-A/B-4002	C	6.5	5.1	2.2	347.0mm	223.0mm	143.0mm	290.0	230.0	600	In-Built
NICE-L-A/B-4003		10.5	9.0	3.7				170.0	135.0	1100	
NICE-L-A/B-4005		14.8	13.0	5.5				115.0	90.0	1600	
NICE-L-A/B-4007	D	20.5	18.0	7.5	347.0mm	223.0mm	173.5mm	85.0	65.0	2500	
NICE-L-A/B-4011		29.0	27.0	11.0				55.0	43.0	3500	
NICE-L-A/B-4015		36.0	33.0	15.0				43.0	35.0	4500	
NICE-L-A/B-4018	E	41.0	39.0	18.5	554.5mm	289.6mm	223.0mm	34.0	25.0	5500	
NICE-L-A/B-4022		49.5	48.0	22.0				24.0	22.0	6500	
NICE-L-A/B-4030		62.0	60.0	30.0				20.0	16.0	9000	
NICE-L-A/B-4037	F	77.0	75.0	37.0	549.0mm	385.0mm	265.0mm	16.0	13.0	11000	External
NICE-L-A/B-4045		93.0	91.0	45.0				14.0	11.0	13500	

220V Single-Phase, Three-Phase Ratings(-15% to 20%:1ΦPh, 3ΦPh, 187Vac to 264Vac)

Model Code	Frame	Input Current (A)		Output Current (A)		Typical Motor (kW)	Dimension			Braking Resistor			Braking Unit
		1ΦPh	3ΦPh	1ΦPh	3ΦPh		Height (H)	Width (W)	Depth (D)	Max resistor (Ω)	Min resistor (Ω)	Power of braking resistor (W)	
NICE-L-A/B-2002	C	13.2	11.0	5.2	9.6	1.1/2.2	347.0mm	223.0mm	143.0mm	145.0/72.0	125.0/65.0	300/600	In-Built
NICE-L-A/B-2003		17.0	17.0	7.5	14.0	1.5/3.7				105.0/54.0	90.0/50.0	450/1100	
220-NICE-L-A/B-4007	D	29.0	29.0	10.3	18.0	2.2/4.0	347.0mm	223.0mm	173.5mm	72.0/40.0	63.0/35.0	600/1200	
220-NICE-L-A/B-4011		36.0	36.0	15.5	27.0	3.7/5.5				43.0/29.0	37.0/25.0	1100/1600	
220-NICE-L-A/B-4015		41.0	41.0	19.0	33.0	4.0/7.5				40.0/26.0	35.0/22.0	1200/2500	
220-NICE-L-A/B-4018	E	40.0	40.0	22.5	39.0	5.5/11.0	554.5mm	289.6mm	223.0mm	29.0/14.5	25.0/13.0	1600/3500	
220-NICE-L-A/B-4022		49.0	49.0	27.7	48.0	11.0/15.0				18.0/13.0	16.0/12.5	3500/4500	
220-NICE-L-A/B-4030		61.0	61.0	34.6	60.0	15.0/18.5				13.0/12.5	13.0/12.0	4500/5500	

TVVB TVVBG 电梯扁形PVC控制电缆

Elevator Trailing Cable

结构及图示 Structure and Schematic Drawing

TVVB

TVVBG



产品识别号 ID.	型号 Type	芯数和截面 Conductor Section (mm²)	导体规格 Conductor Construction (mm²)	线芯颜色 Cores Color	成品最大外径 Dia.(mm)	70℃时绝缘电阻 (MΩ.KM)	20℃时导体直流电阻 (Ω.KM)	产品标准 Standard
4308003009	TVVB	8X0.75	30/0.18	黄1-8	22.2x4.5	≥0.011	≤26.0	Q/TGQK01-2008电梯控制电缆
4320003033	TVVB	20X0.75	30/0.18	黄1-10 、橙1-10	29.9x9.0	≥0.011	≤26.0	
4324003035	TVVB	24X0.75	30/0.18	黄1-12、白1-12	30.5x9.1	≥0.011	≤26.0	
4424003037	TVVBG	20X0.75+4X2	30/0.18+37/0.26	黄1-20、黄1-4	53.0x9.7	≥0.011/0.010	≤26.0/10.2	
4432003043	TVVBG	28X0.75+4X2	30/0.18+37/0.26	黄1-28、黄1-4	54.0x9.5	≥0.011/0.010	≤26.0/10.2	
4436003045	TVVBG	32X0.75+4X2	30/0.18+37/0.26	黄1-32、橙33-36	54.0x9.5	≥0.011/0.010	≤26.0/10.2	
4436013049	TVVBG	30X0.75+4X2 +2X0.75-PE	30/0.18+37/0.26	黄1-32、橙33-34、黄/绿	54.0x9.5	≥0.011/0.010	≤26.0/10.2	
4403003066	TVVBG	2X1.0+TV (SYV75-4)	7/0.24+50/0.16	黄、兰	15.8x7.6	≥0.010	≤19.5	
4332003044	TVVB	28X0.75+4X2	30/0.18+37/0.26	黄1-28、黄1-4	46.0x10.0	≥0.011/0.010	≤26.0/10.2	
4336013048	TVVB	30X0.75+4X2 +2X0.75-PE	30/0.18+37/0.26	黄1-32、橙33-34、黄/绿	45.0x9.5	≥0.011/0.010	≤26.0/10.2	
4324003073	TVVB	20X0.75+ (2X2)X0.75	30/0.18	黄1-10、橙1-10、白1-4	44.2x9.1	≥0.011	≤26.0	
4340003082	TVVB	36X0.75+ (2X2)X0.75	30/0.18	黄、白、橙各1-12、粉红1-4	62.0x10.0	≥0.011	≤26.0	
4344003085	TVVB	40X0.75+ (2X2)X0.75	30/0.18	黄、橙、浅绿各1-12、白1-8	61.5x9.0	≥0.011	≤26.0	
4352003087	TVVB	48X0.75+ (2X2)X0.75	30/0.18	黄、橙、浅绿、粉红各1-12、白1-4	68.5x10.0	≥0.011	≤26.0	
4442003060	TVVBG	42X0.75	30/0.18	黄、白、橙各1-12、粉红1-6	66.6x9.7	≥0.011	≤26.0	CNCA-01C-002: 2007 CCC《聚氯乙烯绝缘、聚氯乙烯护套软电缆补充要求》
4448003062	TVVBG	48X0.75	30/0.18	黄、白、橙浅绿各1-12	67.2x9.5	≥0.011	≤26.0	
4460003064	TVVBG	60X0.75	30/0.18	黄、白、橙、浅绿、粉红各1-12	80.0x9.5	≥0.011	≤26.0	
4330003040	TVVB	30X0.75	30/0.18	黄、白、橙各1-10	44.2x9.1	≥0.011	≤26.0	
4336003046	TVVB	36X0.75	30/0.18	黄、白、橙各1-12	42.5x9.0	≥0.011	≤26.0	
4340003053	TVVB	40X0.75	30/0.18	黄、白、橙、浅绿各1-10	52.5x9.0	≥0.011	≤26.0	
4342003059	TVVB	42X0.75	30/0.18	黄、白、橙各1-12、粉红1-6	54.1x9.7	≥0.011	≤26.0	
4348003061	TVVB	48X0.75	30/0.18	黄、白、橙、浅绿、各1-12	58.0x9.6	≥0.011	≤26.0	
4360003063	TVVB	60X0.75	30/0.18	黄、白、橙、浅绿、粉红各1-12	68.5x10.0	≥0.011	≤26.0	

DZ 按钮系列
Button Series

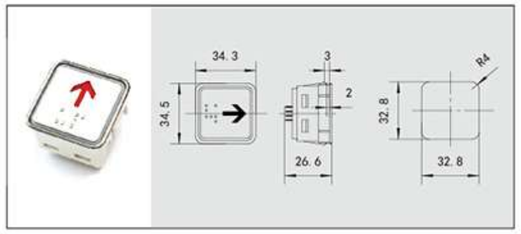

DZ-1 | 产品外形图 Drawing(mm) | 安装尺寸 Dimension(mm)

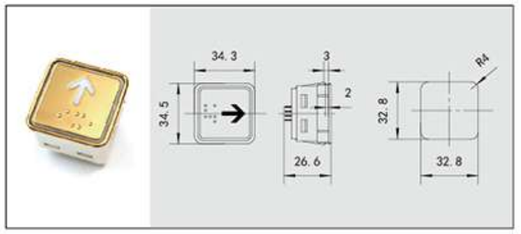

DZ-2 | 产品外形图 Drawing(mm) | 安装尺寸 Dimension(mm)

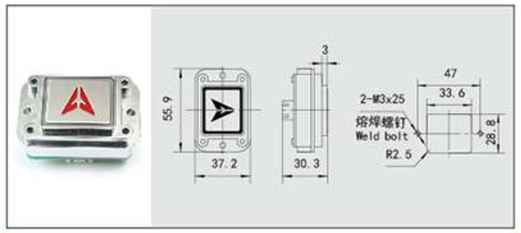

DZ-8 | 产品外形图 Drawing(mm) | 安装尺寸 Dimension(mm)

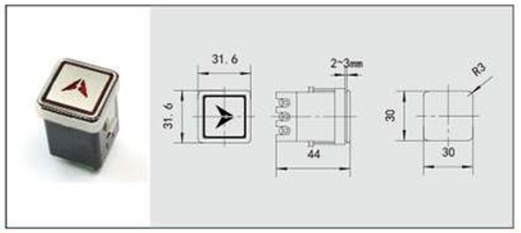

DZ12 | 产品外形图 Drawing(mm) | 安装尺寸 Dimension(mm)

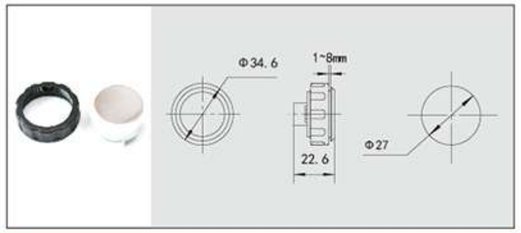

DZ20 | 产品外形图 Drawing(mm) | 安装尺寸 Dimension(mm)

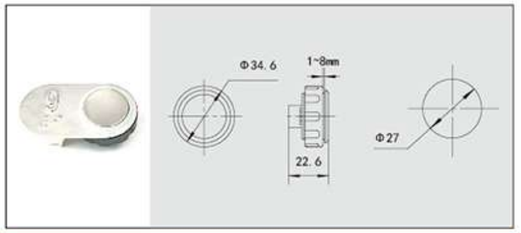

DZ20B | 产品外形图 Drawing(mm) | 安装尺寸 Dimension(mm)

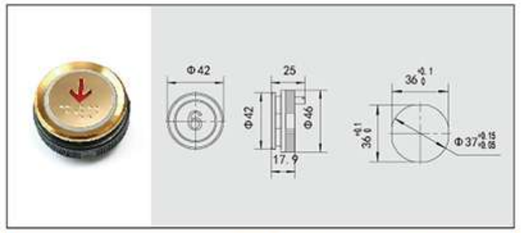

DZ22B 钛金 | 产品外形图 Drawing(mm) | 安装尺寸 Dimension(mm)

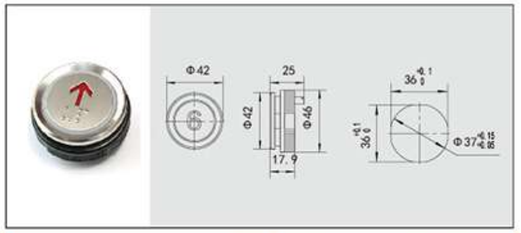

DZ22B | 产品外形图 Drawing(mm) | 安装尺寸 Dimension(mm)

DZ 按钮系列
Button Series

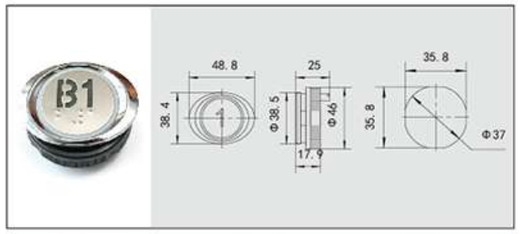

DZ23B | 产品外形图 Drawing(mm) | 安装尺寸 Dimension(mm)

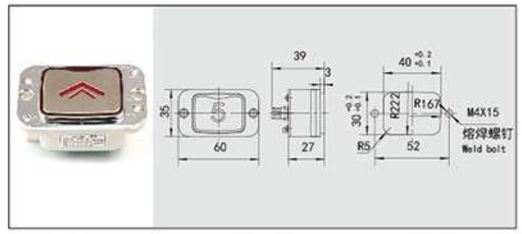

DZ24 | 产品外形图 Drawing(mm) | 安装尺寸 Dimension(mm)

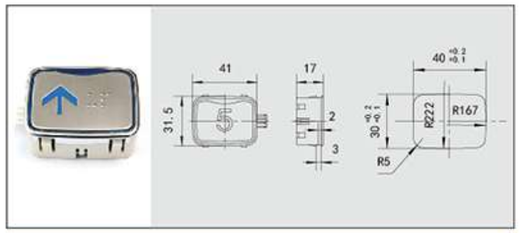

DZ25B 蓝光 | 产品外形图 Drawing(mm) | 安装尺寸 Dimension(mm)

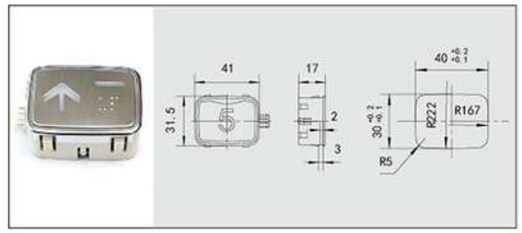

DZ27B | 产品外形图 Drawing(mm) | 安装尺寸 Dimension(mm)

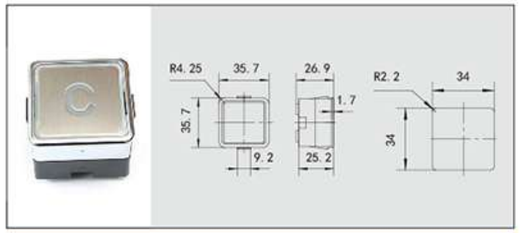

DZ28 | 产品外形图 Drawing(mm) | 安装尺寸 Dimension(mm)

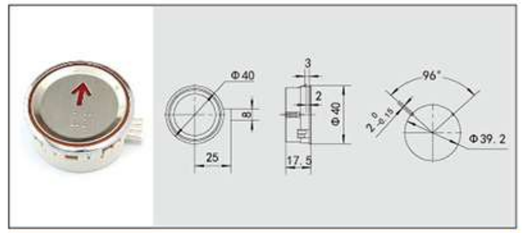

DZ29 | 产品外形图 Drawing(mm) | 安装尺寸 Dimension(mm)

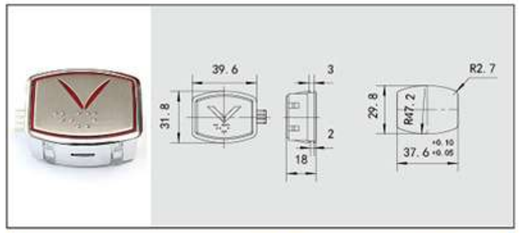

DZ30 | 产品外形图 Drawing(mm) | 安装尺寸 Dimension(mm)

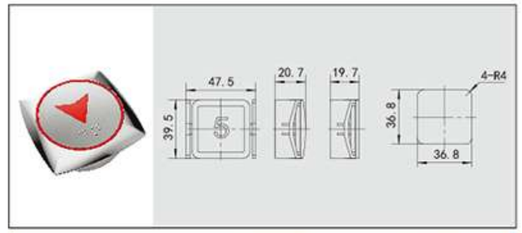

DZ31 | 产品外形图 Drawing(mm) | 安装尺寸 Dimension(mm)

DZ 有齿轮曳引机
Geared Traction Machine

产品 Products

最大静态载荷	Max. Static Load: 7500kg
控制方式	Control: VVVF
DZE-12E制动器	Brake: DC110V、2A
自重（带支撑）	Weight(with support): 730kg

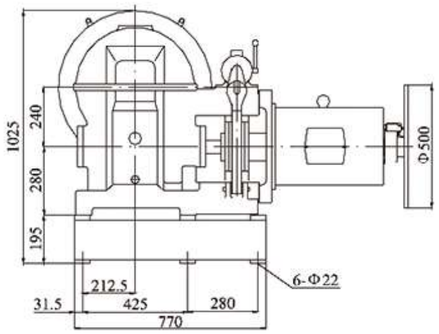

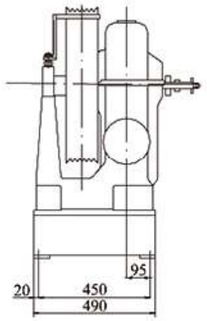

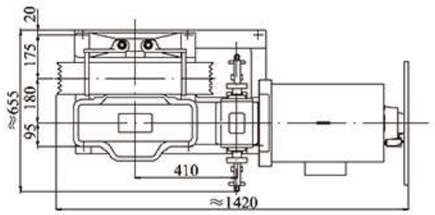

箱体底脚孔尺寸
The dimension of mounting hole

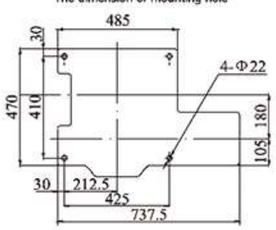

产品尺寸 Products Measurement

载重 Load (kg)	梯速 Lift Speed(m/s)	减速比 Ratio	曳引轮直径 Sheave Diam(mm)	绳轮 Rope Sheave(mm)	电机功率 Motor Power(kW)	极数 Pole
800	1.6	59:2	Φ620	5xΦ13x20	12.5	4
800	1.75	55:2	Φ620	5xΦ13x20	15	4
800	2	49:2	Φ620	6xΦ13x20	18.5	4
1000	1	49:1	Φ620	5xΦ13x20	11	4
1000	1.75	55:2	Φ620	6xΦ13x20	18.5	4
1000	2	49:2	Φ620	6xΦ13x20	18.5	4
1150	1	49:1	Φ620	6xΦ13x20	15	4
1150	1.75	55:2	Φ620	6xΦ13x20	18.5	4
1150	2	49:2	Φ620	6xΦ13x20	22	4
1350	1.75	55:2	Φ650	8xΦ13x20	22	4
1600	1.75	55:2	Φ650	8xΦ13x20	26	4

注：可提供左置。
Remark: Left sheave type is optional.

DZ 无齿轮曳引机
Gearless Traction Machine

产品 Products

额定电压	Voltage: 380V
悬挂比	Suspension: 2:1
DZE-14E制动器	Brake: DC110V、3.5A
自重	Weight: 405kg
最大静态载荷	Max. Static Load: 3000kg

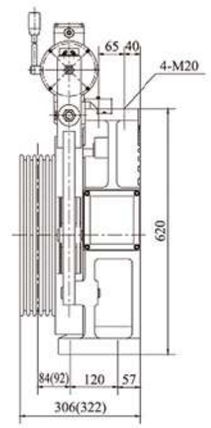

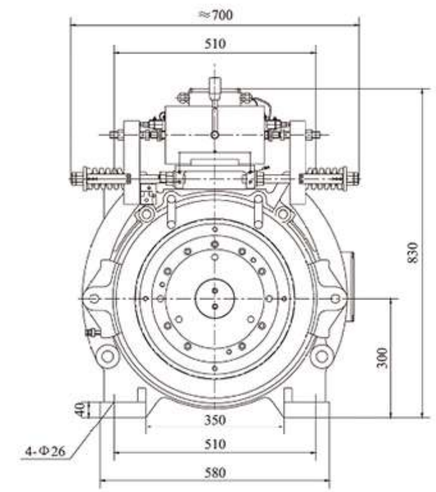

注：括号里尺寸适用于配置Φ340轮子的曳引机。
Note: The dimension in bracket is applied to the elevator traction machine with traction sheave Φ340.

规格号 Spec	载重 Load (kg)	梯速 Lift Speed (m/s)	推荐高度 Height (m)	曳引轮直径 Sheave Diam (mm)	绳轮 Rope Sheave (mm)	额定电流 Current (A)	额定转矩 Torque (Nm)	额定转速 Rated Speed (rpm)	额定频率 Frequency (Hz)	功率 Power (kW)	极数 Pole	工作制 Rating	绝缘等级 INS.Class	防护等级 IP Code
GTW2-61P0	630	1.0	≤80	Φ400	4xΦ10x16	10.6	450	96	16	4.5	20	S5(40%)	F	IP41
GTW2-61P5	630	1.5	≤80	Φ400	4xΦ10x16	16.5	450	144	24	6.8	20	S5(40%)	F	IP41
GTW2-61P7	630	1.75	≤80	Φ400	4xΦ10x16	18.0	450	167	27.8	7.9	20	S5(40%)	F	IP41
GTW2-62P0	630	2	≤80	Φ400	4xΦ10x16	20.3	450	192	32	9	20	S5(40%)	F	IP41
GTW2-81P0	800	1.0	≤80	Φ400	5xΦ10x16	12.8	550	96	16	5.5	20	S5(40%)	F	IP41
GTW2-81P5	800	1.5	≤80	Φ400	5xΦ10x16	20.8	550	144	24	8.3	20	S5(40%)	F	IP41
GTW2-81P7	800	1.75	≤80	Φ400	5xΦ10x16	21.8	550	167	27.8	9.6	20	S5(40%)	F	IP41
GTW2-82P0	800	2	≤80	Φ400	5xΦ10x16	24.9	550	192	32	11	20	S5(40%)	F	IP41
GTW2-101P0	1000	1.0	≤80	Φ400	5xΦ10x16	15.7	670	96	16	6.7	20	S5(40%)	F	IP41
GTW2-101P7	1000	1.75	≤80	Φ400	5xΦ10x16	26.7	670	167	27.8	11.7	20	S5(40%)	F	IP41
GTW2-102P0	1000	2	≤80	Φ400	5xΦ10x16	30.3	670	192	32	13.4	20	S5(40%)	F	IP41
GTW2-111P0	1150	1.0	≤80	Φ340	8xΦ8x12	17.7	670	112	18.7	7.9	20	S5(40%)	F	IP41
GTW2-111P7	1150	1.75	≤80	Φ340	8xΦ8x12	30.4	670	198	33	13.9	20	S5(40%)	F	IP41
GTW2-112P0	1150	2	≤80	Φ340	8xΦ8x12	35.7	670	225	37.5	15.8	20	S5(40%)	F	IP41
GTS-131P5	1350	1.5	≤120	Φ410	7xΦ10x16	33.2	945	140	23.4	13.9	20	S5(40%)	F	IP41
GTS-161P5	1600	1.5	≤120	Φ410	8xΦ10x16	40.0	1120	140	23.4	16.4	20	S5(40%)	F	IP41

注：本机型可配备远程松闸装置并带4米松闸线。
Remark: The machine can be configured with the remote manual brake release with 4 meters wire.

BM SERIES 钢带曳引机

Gearless Belt Type Machine

产品特点：

载重范围（Load）：320kg~2000kg
速度范围（Speed）：0.4~1.0m/s
曳引比（Roping）：2:1
钢带宽度（Belt Width）：30mm

额定电压（Voltage）：220V、380V
制动电压（Brake Vol）：DC110V
主轴静载（Static Load）：3000kg/5000kg

防护等级（IP Code）：IP41
绝缘等级（INS.Class）：F
极数（Poles）：16

产品描述 Features of Product

钢带设计方案，未来无机房电梯主流设计形式，更加节约井道尺寸；由于钢带摩擦系数大，轿厢自重可以减轻，节约资源。可提供钢带、导轮和带夹。

Steel belt design scheme, mainstream elevator without no machine room design in the future, saving well size; due to large friction coefficient of steel belt, relieve dead load of lift car, save resources, provide steel belt, guide wheel and strap clamp.

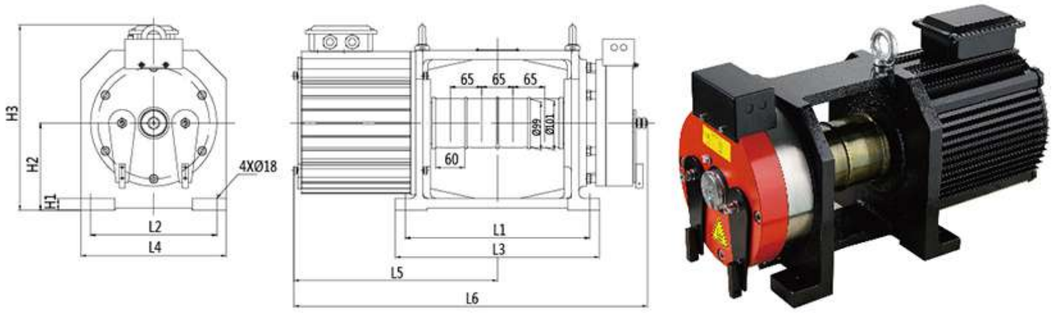

主机型号 Type	L1	L2	L3	L4	L5	L6	H1	H2	H3	N
BM320/400/450	250	210	290	250	330	550	20	140	320	2
BM630	312	210	353	250	365	615	20	140	320	3
BM800	380	260	420	300	425	735	25	180	383	4
BM1000	380	260	420	300	425	735	25	180	383	4
BM1250	455	260	495	300	470	820	25	195	400	5
BM1600	455	260	495	300	505	855	25	195	400	5
BM2000	455	260	495	300	555	905	25	195	400	5

BM系列无齿轮曳引机规格参数表（曳引比2：1）

BM Series Gearless Traction Machine Specification (roping 2:1)

主机型号 Type	额定载重 Load (kg)	额定梯速 Speed (m/s)	额定功率 Power (KW)	额定频率 Frequency (Hz)	额定转速 Speed (rpm)	额定电流 Current(A) 380V/220V	极数 Poles	曳引轮直径 Sheave (mm)	绳轮 Rope n×a-b	额定转矩 Torque (Nm)	制动电流 Brake Current (A)	净重 Net weight (kg)
BM320	320	0.4	0.96	20.4	153	3.9/6.8	16	Φ100	2×30-65	60	1.8	90
BM400	400	0.4	1.1	20.4	153	4.6/8	16	Φ100	2×30-65	70	1.8	90
BM450	450	0.5	1.6	25.6	192	5.7/9.9	16	Φ100	2×30-65	80	1.8	90
		1.0	3.2	51.2	384	8.3/14.4	16	Φ100	2×30-65	80	1.8	90
BM630	630	1.0	4.4	51.2	384	11.4	16	Φ100	3×30-65	110	1.8	130
BM800	800	1.0	5.4	51.2	384	11.4	16	Φ100	4×30-65	135	2.5	150
BM1000	1000	1.0	6.8	51.2	384	16	16	Φ100	4×30-65	170	2.5	180
BM1250	1250	1.0	8.4	51.2	384	20	16	Φ100	5×30-65	210	2.5	210
BM1600	1600	1.0	10.9	51.2	384	24	16	Φ100	5×30-65	270	2.5	230
BM2000	2000	1.0	13.6	51.2	384	30	16	Φ100	5×30-65	340	2.5	250

注：可提供Q≤1000kg，V≤1.75m/s，曳引比1：1的主机。
Remark: Q≤1000kg，V≤1.75m/s，roping 1：1 can be provided.

DOB 液压缓冲器

Hydraulic Oil Buffer

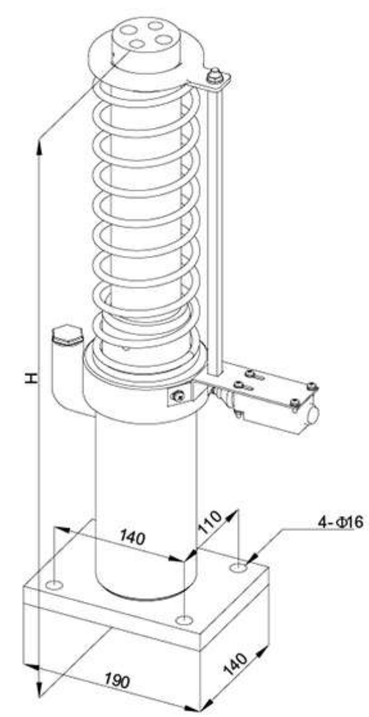

技术参数

Technical Parameters

型号 Type	总允许重量 Total mass min/max(kg)	额定速度 Rated speed V(m/s)	自由高度 Free height H(mm)	最大允许行程 Max stroke (mm)
DOB250B	800/4100	≤2.5	1143	425
DOB200B	800/4100	≤2.0	798	275
DOB175B	800/4100	≤1.75	623	210
DOB160B	800/4100	≤1.6	533	175
DOB150B	800/4100	≤1.5	499	160
DOB100B	800/4100	≤1.0	282	70
DOB250A	800/3000	≤2.5	1172	425
DOB200A	800/3000	≤2.0	798	275
DOB175A	800/3000	≤1.75	636	210
DOB160A	800/3000	≤1.6	550	175
DOB150A	800/3000	≤1.5	510	160
DOB100A	800/3000	≤1.0	287	70

DSG 安全钳
Safety Gear

技术参数 Technical Parameters

额定速度（Rated speed）：≤2.5m/s　　限速器动作速度（Tripping speed）：≤3.23 m/s
允许质量(P+Q)（Total mass）：500kg – 3000kg*1 / 500kg – 3600kg*2
适用导轨导向面宽度（Width of rails' guiding surface）：9mm / 10mm / 15.88mm / 16mm

*1 优化型（Optimized model）　　*2 标准型（Standard model）

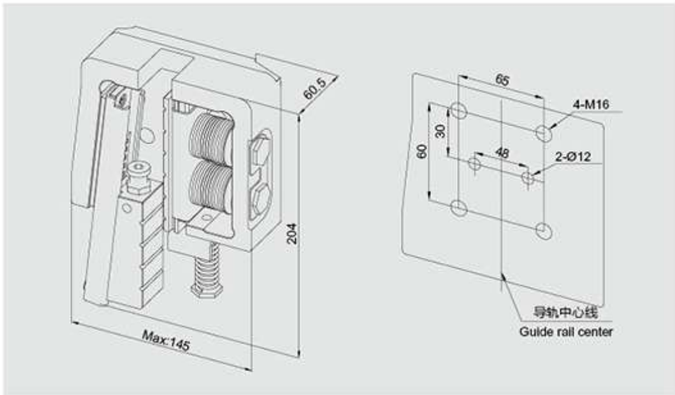

DOG 限速器
Overspeed Governor

技术参数 Technical Parameters

额定速度（Rated speed）：≤2.5m/s　　限速器动作速度（Tripping speed）：≤3.23 m/s
绳轮节径（Sheave diameter）：ϕ240 mm　　钢丝绳绳径（Rope diameter）：ϕ8 mm
井道高度（Hoisting height）：≤120m
操作方式（Mode of operation）：– 手动操作（Manual operation）　– 机械远程操作（Mechanical remote operation）

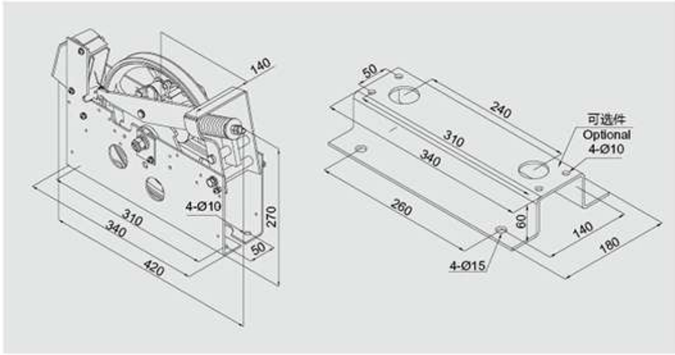

电梯绳头
Rope Attachment

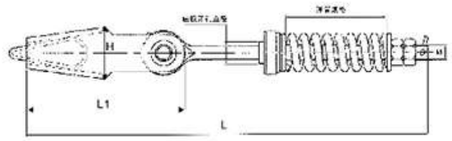

RH系列绳头组合参数表

型 号 Model number	总 长 Total length	螺杆直径 Screw diameter	安装孔直径 Mounting hole diameter	锥套长L1*宽*高H Taper sleeve(lxwxh)	弹簧钢丝直径*外径*长度*总圈数 Steel wire diameter of springxextemal diameterxlengthxtotal number of cycles
RH8M	435	M14	26	148*45*23	6*35*95*8.5
RH10M	510	M16	26	185*58*28	8*40*95*8.5
RH13M	595	M20	30	230*73*38	10*50*120*8.5
RH16M	625	M20	22	260*84*40	13*55*160*9

扶手带
Escalator Handrail

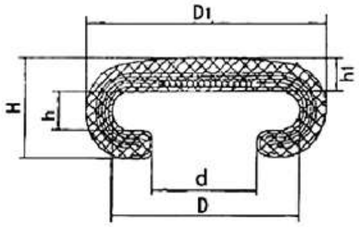

扶手带颜色 Escalator Color

扶手带的外观尺寸 Measurement

尺寸 型号 / 代号	中迅型		奥的斯型		三菱型	日立型		长城型	韩国型		现代型		富士达
	SWE	SDS	OTIS-800	OTIS	J	GRF	GRF-1	XF	LG	LG-1	W-BT3	W-BT3	STD
唇口宽度（d）	33^{+3}_{-1}	39^{+3}_{-1}	39^{+2}_{-1}	38^{+2}_{-1}	41^{+2}_{-1}	41^{+2}_{-1}	40^{+2}_{-1}	35^{+2}_{-1}	39.5^{+2}_{-1}	42^{+2}_{-1}	$40^{+1}_{-0.5}$	39.6^{+2}_{-1}	40^{+2}_{-1}
内宽（D）	62±1	62±1	60±1	64±1	62±1	63±1	63±1	64±1	63.5±1	64.5±1	64±0.5	63.5±1	63^{+2}_{-0}
总宽（D1）	82±1	80±1	76±1	82±1	80±1	80±1	82±1	82±1	82±1	82±1	80±0.5	79.3±1	80^{+0}_{-1}
内高（h）	12±0.8	10.6±0.8	9.5±0.8	16.5±0.8	10±0.8	10.6±0.8	11.5±0.8	14±0.8	12.5±0.8	16.5±0.8	12±0.5	10.6±0.8	$10^{+1.5}_{-0}$
上带厚（h1）	12±1	9.5±1	10±1	9.5±1	9.2±1	10±1	10.4±1	12±1	12±1	12±1	$10^{+1}_{-0.5}$	10.4±1	10^{+0}_{-1}
总厚（H）	34±1	28.5±1	28±1	35.5±1	27±1	27.5±1	31.7±1	35±1	33±1	36±1	30±0.5	28.4±1	28.5^{+0}_{-1}

DZ 梯级系列
Escalator Step Series

DZ 600D

DZ 800B

DZ 800D

DZ 1000B

DZ 1000B(带中线)

DZ1000D

型 号 Model number	宽 度 Width	深 度 Depth	主轴孔 Spindle hole	主轮轴到副轮轴中心高 The main axle to axle center high side	副轮轴中心高 Center height of auxiliary axle
1000型	1011.2mm	410.5mm	¢33.35mm	199.6mm	304.6mm
800型	808mm	410.5mm	¢33.35mm	199.6mm	304.6mm
600型	604.8mm	410.5mm	¢33.35mm	199.6mm	304.6mm

DZ 梯级系列
Escalator Step Series

DZ 600(整体)

DZ 800(整体)

DZ 开天窗孔

DES008 梯级 Step Specification

型 号 Model number	宽 度 Width	深 度 Depth	主轴孔 Spindle hole	主轮轴中心高 The main axle to axle center high side	副轮轴中心高 Center height of auxiliary axle
1200型	1004.3mm	409.5mm	¢33.5mm	108mm	303mm
1000型	804.1mm	409.5mm	¢33.5mm	108mm	303mm
800型	603.9mm	409.5mm	¢33.5mm	108mm	303mm

DES010 梯级 Step Specification

型 号 Model number	宽 度 Width	深 度 Depth	主轴孔 Spindle hole	主轮轴中心高 The main axle to axle center high side	副轮轴中心高 Center height of auxiliary axle
1200型	1004.3mm	409.5mm	¢34.5mm	108mm	303mm
1000型	804.1mm	409.5mm	¢34.5mm	108mm	303mm
800型	603.9mm	409.5mm	¢34.5mm	108mm	303mm

SZ 梳齿系列
Escalator Comb Plate Series


迅达梳齿9500型材


迅达梳齿9500压铸

迅达梳齿带防滑槽9500压铸

迅达梳齿9500压铸

迅达梳齿9500压铸

迅达梳齿9300

迅达梳齿9300

名称 Name	识别号 Identification No.	规格 Specification	齿距 Tooth pitch	孔距 Hole distance	齿数 Tooth No.	颜色 Colour
迅达梳齿9500型材	SLR266475右	199.4x181.36	9.068	145	22	自然色
	SLR266480左	205.4x181.36	9.068	145	22	自然色
	SLR266479右	199.4x181.36	9.068	145	22	黄色
	SLR266482左	205.4x181.36	9.068	145	22	黄色
	SLR266423右	199.4x181.36	9.068	145	22	黄色
	SLR266424左	205.4x181.36	9.068	145	22	黄色

名称 Name	识别号 Identification No.	规格 Specification	齿距 Tooth pitch	孔距 Hole distance	齿数 Tooth No.	颜色 Colour
迅达梳齿9500压铸	50644839右	199.4x181.42	9.068	145	22	自然色
	50644838左	205.4x181.36	9.068	145	22	自然色

名称 Name	识别号 Identification No.	规格 Specification	齿距 Tooth pitch	孔距 Hole distance	齿数 Tooth No.	颜色 Colour
迅达梳齿带防滑槽9500压铸	SFP247416右	199.5x154.3	9.068	145	22	自然色
	SFR247417左	205.5x154.3	9.068	145	22	自然色

名称 Name	识别号 Identification No.	规格 Specification	齿距 Tooth pitch	孔距 Hole distance	齿数 Tooth No.	颜色 Colour
迅达梳齿9500压铸	50644845	199.5x128	9.068	145	22	自然色
	50644844	205.4x128	9.068	145	22	自然色

名称 Name	识别号 Identification No.	规格 Specification	齿距 Tooth pitch	孔距 Hole distance	齿数 Tooth No.	颜色 Colour
迅达梳齿9500压铸	50603617	199.5x154.3	9.068	145	22	自然色
	50603618	205.4x154.3	9.068	145	22	自然色

名称 Name	识别号 Identification No.	规格 Specification	齿距 Tooth pitch	孔距 Hole distance	齿数 Tooth No.	颜色 Colour
迅达梳齿9300	SMR313609	199.4x107	9.068	145	22	自然色
	57410420	202.9x107	9.068	145	22	自然色
	57410421	202.9x107	9.068	145	22	自然色

名称 Name	识别号 Identification No.	规格 Specification	齿距 Tooth pitch	孔距 Hole distance	齿数 Tooth No.	颜色 Colour
迅达梳齿9300	SMR313283	199.4x107	9.068	145	22	黄色
	57410420Y	202.9x107	9.068	145	22	黄色
	57410421Y	202.9x107	9.068	145	22	黄色

SZ 梳齿系列
Escalator Comb Plate Series

OTIS梳齿人行道

OTIS梳齿人行道

OTIS人行道梳齿5根防滑槽


OTIS扶梯梳齿3根防滑槽

三菱梳齿


通力梳齿


通力梳齿

名称 Name	识别号 Identification No.	规格 Specification	齿距 Tooth pitch	孔距 Hole distance	齿数 Tooth No.	颜色 Colour
OTIS梳齿人行道	PNS1.181/1(XAA453AV2)中	199.4x145.3x9	9.068	145	22	自然色
	PNS1.181/2(XAA453AV1)右	203x145.3x9	9.068	145	22	自然色
	PNS1.181/3(XAA453AV3)左	202.9x145.3x9	9.068	145	22	自然色

名称 Name	识别号 Identification No.	规格 Specification	齿距 Tooth pitch	孔距 Hole distance	齿数 Tooth No.	颜色 Colour
OTIS梳齿人行道	XAA453J1 中	193.2x145.3x8	8.4	142.8	23	自然色
	XAA453J2 右	214.2x145.3x8	8.4	142.8	25	自然色
	XAA453J3 左	214.2x145.3x8	8.4	142.8	25	自然色
	XAA453J4/5 左右	205.8x145.3x8	8.4	142.8	24	自然色

名称 Name	识别号 Identification No.	规格 Specification	齿距 Tooth pitch	孔距 Hole distance	齿数 Tooth No.	颜色 Colour
OTIS人行道梳齿5根防滑槽	GAA453BM1/CQ1/CD1 中	203.184x139.2	8.466	101.7	24	自然色
	GAA453BM5/CQ5/CD5(3短）左	206.39x139.2	8.466	101.7	24	自然色
	GAA453BM6/CQ6/CD6(7短）右	197.994x139.2	8.466	101.7	23	自然色

名称 Name	识别号 Identification No.	规格 Specification	齿距 Tooth pitch	孔距 Hole distance	齿数 Tooth No.	颜色 Colour
OTIS扶梯梳齿3根防滑槽	XAA453BJ1中	203.184x132.64	8.466	101.7	24	自然色
	XAA453BJ3(5短）左	206.39x132.64	8.466	101.7	24	自然色
	XAA453BJ2(4短）右	197.994x132.64	8.466	101.7	23	自然色

名称 Name	识别号 Identification No.	规格 Specification	齿距 Tooth pitch	孔距 Hole distance	齿数 Tooth No.	颜色 Colour
三菱梳齿	FT	126x91	9	79	14	自然色

名称 Name	识别号 Identification No.	规格 Specification	齿距 Tooth pitch	孔距 Hole distance	齿数 Tooth No.	颜色 Colour
通力梳齿	KM5002052H01中	197.4x200x12	9	99	22	自然色
	KM5002050H01左	202.7x200x12	9	99	22	自然色
	KM5002051H01右	202.7x200x12	9	99	22	自然色

名称 Name	识别号 Identification No.	规格 Specification	齿距 Tooth pitch	孔距 Hole distance	齿数 Tooth No.	颜色 Colour
通力梳齿	3703280中	197.4x178.8x11	9	99	22	自然色
	3703287左	200.7x178.8x11	9	99	22	自然色
	3703288右	200.7x178.8x11	9	99	22	自然色

通力部件
Kone Spare Parts

Inverter-KDL16L

FCU0735-FCU0740-KM50074560

KM602847G04

KM601370G04

KDS50 KM837079G02

KDS50 KM837079G04

KDS50 Push Button

KM601500G15 Door Cam

KM602810G01

KM616260G01

KM276027

KM86420G03

KM606990G01

KM602810G02

KM901030G01

KM803942G02

通力部件
Kone Spare Parts

KM713140G03


KM713140G04

KM713110G04

KM713700G01

KM713720G11

KM713150G11

KM50027064G03

KM50025436G11

KM781380G02

KM78138G01

KM722040G01

KM-725800G01

KM713180G11

KM773380G02

KM713150G02

KM7258H01

迅达部件
Schindler Spare Parts

594238-594239-594240-594241

59311703


PCB 590862

PCB 590769

PCB 387600

PCB 431078

PCB 590811


PCB 590723

PCB 590863

PCB 590864

PCB 590867


PCB 590810


PCB 590751

PCB 590647


PCB 590705


PCB 590713

迅达部件
Schindler Spare Parts


PCB 591608


PCB 591483


PCB 591706

PCB 591640

PCB 591710

PCB 591506


PCB 591410


PCB 591534

PCB 590873

PCB 590880


PCB 590871

PCB 590872

PCB 591572

PCB 590888

PCB 591450

PCB 591442

迅达部件
Schindler Spare Parts

PCB -594238-594239-594240-594241

PCB 594239

PCB 594371

PCB 594408


PCB 594428


PCB 594227

PCB 594171-594239-594240


PCB 591886

PCB SY398765-PEM-4


PCB 594267


PCB 594113

PCB 59400512

PCB 591847

PCB 591712

PCB 594268

QKS9 Door Cam

三菱部件
Mitsubishi Spare Parts


KCR 746A


Escalator Board J631701


Cabin Board P235711B000G02


KCA-760

KCD-703 GPS Board

Duplex Board KCC704

GPS Board KCD-603A

Main Board KCC-401C

KCR759C


GPS Board KCR-650A


HOPE-2 Board P203712B000G01

Main Board P203745B000G01

Main Board P203758B000G01


Main Board KCR-620A


Main Board KCR-900


KCR 752D GPM

奥的斯部件
Otis Spare Parts

AT120 Door Motor

D0200 GDA24350DB11

D03000 Door Controller

Encoder A633D1

Motor Belt

Testing Tool


RSEB1


DAA26800J1

GAA26800LC

A9673AF2


GCA26800KV7

GEA26800AL2

GBA26810A1

DAA26800BH

Escalator Board GAA26800AR

GCA26800AY1

蒂森部件
Thyssenkrupp Spare Parts

Elevator Inverter CPIK48M1


GDI1

MA3


SM-04

SM-03

MF3

MS2-2


MS2-1

MF4

MG3

MF3-S

SM-02

SM-01-B

MA9-S

MC2

CTU2

常用易损件
Spare Parts

56mm Concentric Roller

48mm Concentric Roller

48mm Eccentric Roller

30mm Eccentric Lower Roller

47mm Rope Roller

Door Roller

64mm Rope Roller

Emergency Release

Top Roller 56mm

Rope Roller 64mm

PP Top Roller

Door Roller

Bottom Pully

Emergency Key


Tooth Belt


Mechanical Door Cam

常用易损件
Spare Parts

Door Slider

Door Contact Oblong

Door Contact Squre


Tooth Belt

Encoder

Landing Door Lock

Elevator Door Switch


Door Cam

Door Motor

KF 2V Door Contact

KF9074 Door Contact


ECO Door Cam

Bottom Shoes

Emergency Release

Landing Door Lock

Limited Switch 1370

常用易损件
Spare Parts

Yaskava Inverter L1000A

Elevator Guide Shoes

Elevator High Speed Guide Shoes

Door Motor

Elevator Fan

Oil Can

Oil Can

Elevator Light curtain

Nylon Motor Sheave

Leveling Switch

Panasonic Door Controller

Escalator Chain

ARD

Heidanhan 1387 Encoder

1375 Liminted Swith

Elevator Door Bistable Switch

常用易损件
Spare Parts

Emergency Stop

Inspection Device

Load Weighing Device

Elevator Magnetic Sensor

61U/N/S 71U/N/S

Schneider Contactor LC1D25M7C

Schneider Contactor LC1D65


Elevator Landing Door lock 161

Escalator Exit&Entrance

Escalator Entrance 2003K

Escalator Pallet 400x1200mm


Escalator Pallet 800mm

Escalator Roller 6024-2RS

Hitachi Escalator Roller

Escalator Roller

Steel Motor Sheave

电梯改造
Elevator Modernization

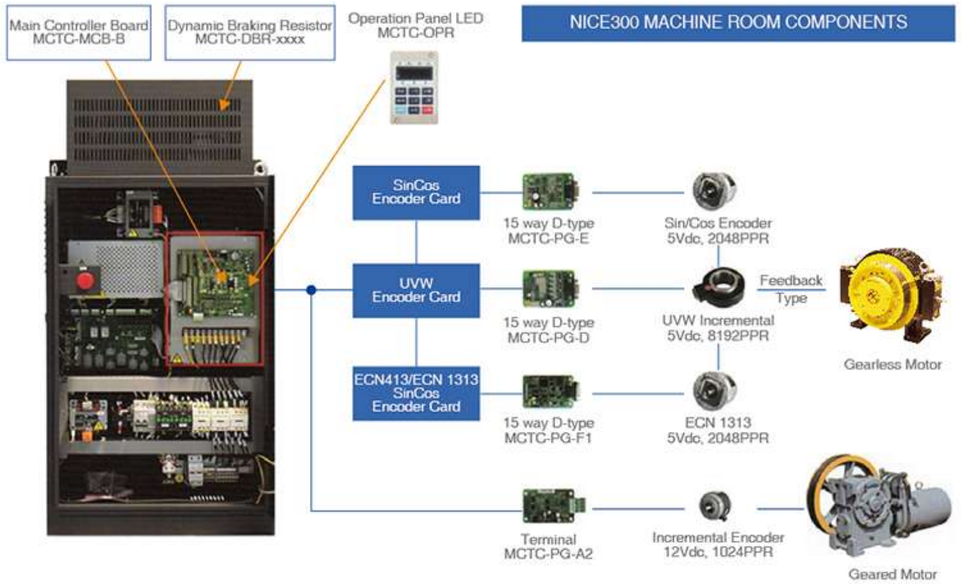
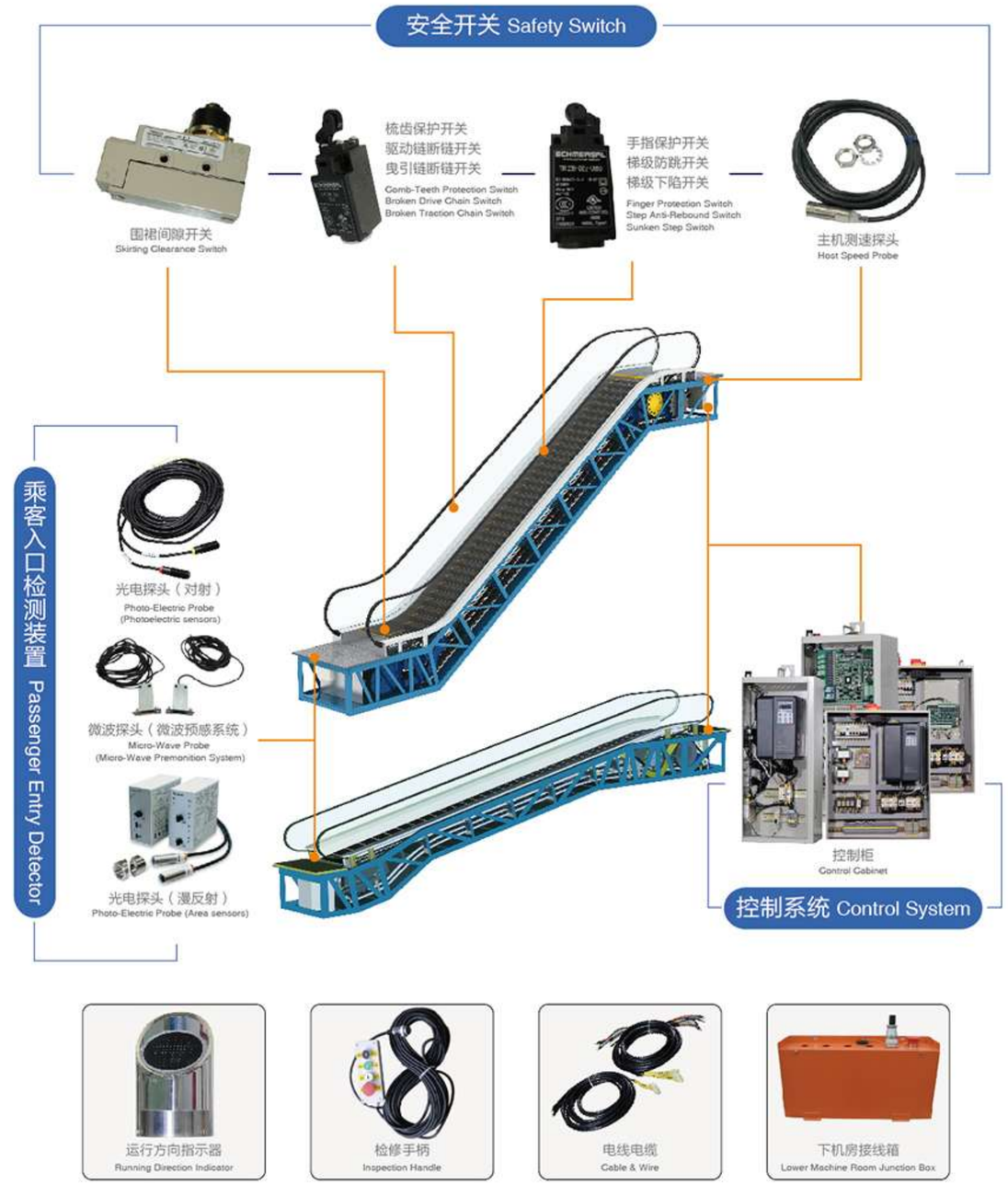
扶梯/人行道改造
Escalator/Moving walk Modernization